



lumini Solucoes em Iluminacao LTDA  
www.lumini.com.br  
Email: laboratorio@lumini.com.br  
Tel: +55 11 3437-5555 Fax: +55 11 3437-5555  
Address: Rua Ferreira Viana, 716 - Socorro - São Paulo/SP

---

## lumini

---

LumCAT:

Luminaire: mikro e fm

LampCAT: modulo led 1W 30K irc 90

Ballast type: led driver 350mA

Report No:

Voltage(V): 127.2000

Test No:

Current(A): 0.0300

Number of Lamps: 1

Power (W): 1.4780

Lamp flux(lm): 135.0

PF: 0.3880

Length(mm): 20

Width(mm): 20

Phm Type: C

Height(mm): 0

---

## Photometric Results

---

Lumens(lm): 112.19, Efficiency(%): 83.10% , Luminous Efficacy(lm/W): 75.90

Central intensity(cd): 420.682, Maximum intensity(cd): 420.682

Angle of maximum intensity: C=0.0  $\gamma$ =0.0

Beam angle of C0 plane : 25.15

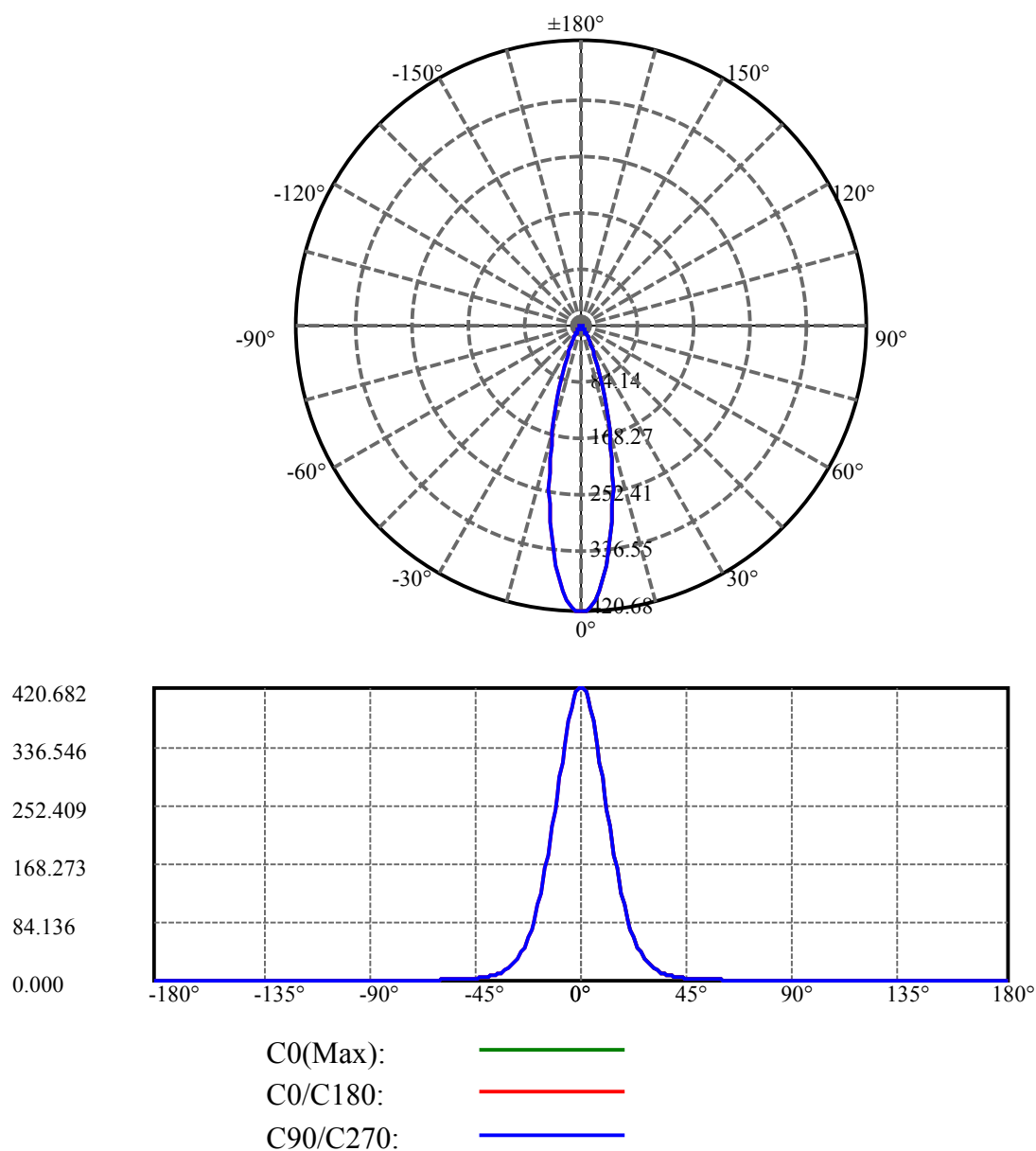
Average BeamAngle(IEC 61341): 25.15

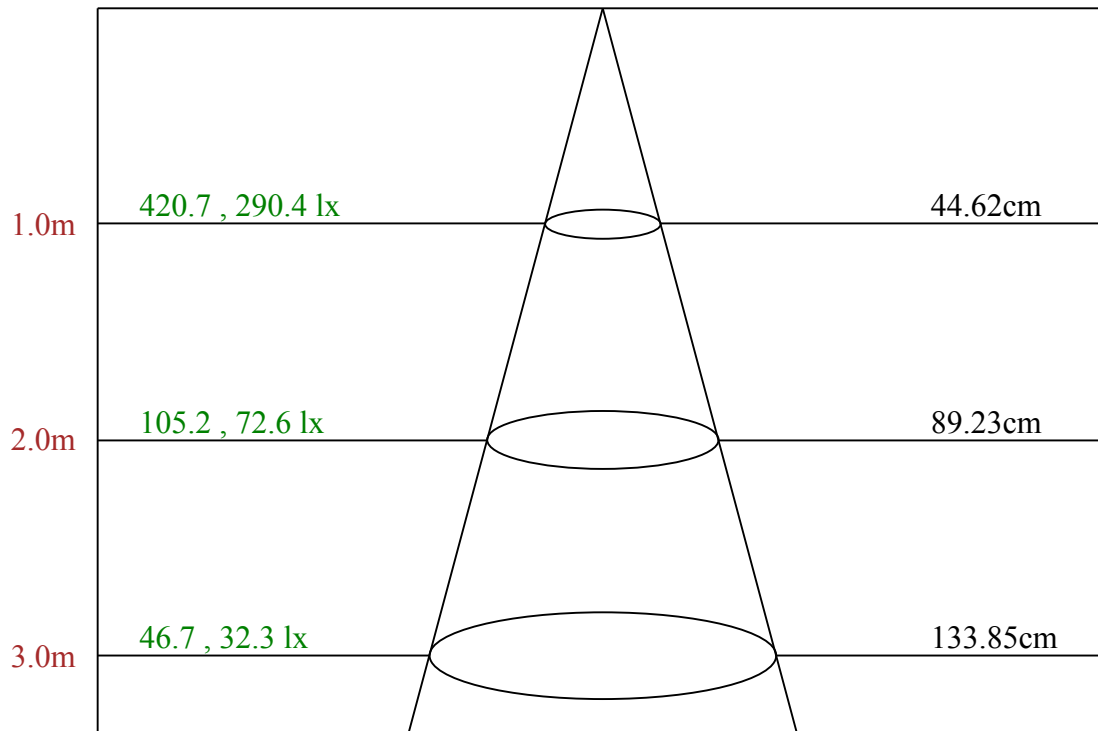
---

Equipment: equipamento lumini  
Temperature(°C): 26.4

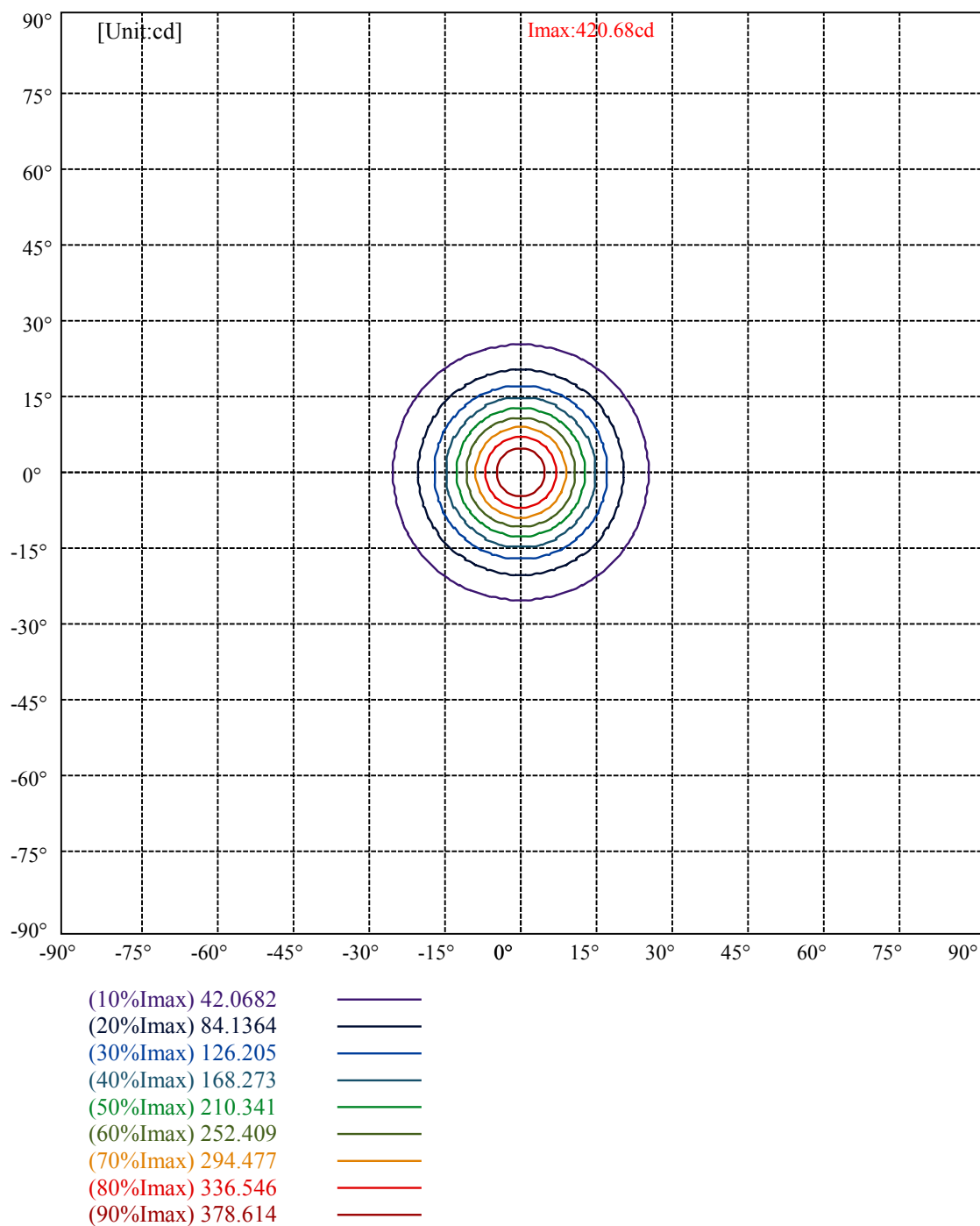
Date: 27/02/2025  
Humidity(%): 60.0%

Operator: 01  
Distance(m): 6.90





Max , Ave      Beam angle of C0 plane 25.15



## lumini

### Luminance Limiting Curve(no luminous side)

Appendix Page: 5 Total:6

Luminance Table

$\gamma$	45	50	55	60	65	70	75	80	85
C0	11783	8842	7289	6457	6231	6264	6323	7111	12291
C45	11783	8842	7289	6457	6231	6264	6323	7111	12291
C90	11783	8842	7289	6457	6231	6264	6323	7111	12291

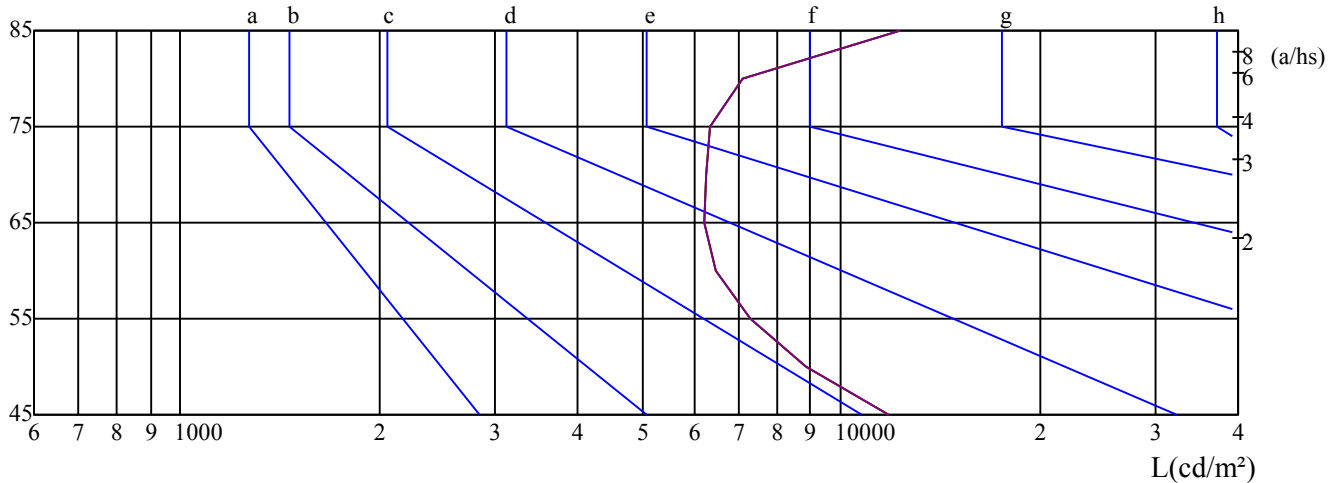
L(Hor)(65)	L(Ver)(65)	L45(65)	L(Hor)(75)	L(Ver)(75)	L45(75)	L(Hor)(85)	L(Ver)(85)	L45(85)
6231	6231	6231	6323	6323	6323	12291	12291	12291

Glare Table

Glare	Quality	Service Values Illuminance(lx)							
1.15	A	2000	1000	500	$\leq 300$				
1.5	B		2000	1000	500	$\leq 300$			
1.85	C			2000	1000	500	$\leq 300$		
2.2	D				2000	1000	500	$\leq 300$	
2.55	E					2000	1000	500	$\leq 300$
		a	b	c	d	e	f	g	h

Luminance Limiting Curve

$\gamma(^{\circ})$



C0 ———

C45 ———

C90 ———

Equipment: equipamento lumini  
Temperature( $^{\circ}\text{C}$ ): 26.4

Date: 27/02/2025  
Humidity(%): 60.0%

Operator: 01  
Distance(m): 6.90

Illumination assessment according UGR											
Rf of Ceiling	70	70	50	50	30	70	70	50	50	30	
Rf of Wall	50	30	50	30	30	50	30	50	30	30	
Rf of Floor	20	20	20	20	20	20	20	20	20	20	
Room dimensions		Viewed crosswise					Viewed endwise				
X	Y										
2H	2H	15.47	16.42	15.88	16.78	17.15	14.82	15.76	15.22	16.12	16.50
	3H	15.96	16.80	16.39	17.19	17.59	15.36	16.20	15.79	16.58	16.99
	4H	16.23	17.01	16.68	17.41	17.84	15.61	16.38	16.05	16.79	17.21
	6H	16.57	17.28	17.03	17.71	18.16	15.91	16.62	16.37	17.05	17.50
	8H	16.76	17.44	17.22	17.87	18.33	16.11	16.79	16.58	17.22	17.69
	12H	17.05	17.70	17.52	18.14	18.61	16.39	17.03	16.86	17.47	17.95
4H	2H	15.48	16.25	15.92	16.66	17.08	14.88	15.66	15.33	16.06	16.49
	3H	16.15	16.80	16.62	17.25	17.72	15.62	16.27	16.09	16.72	17.19
	4H	16.62	17.19	17.10	17.65	18.16	16.07	16.63	16.55	17.10	17.61
	6H	17.09	17.58	17.60	18.08	18.59	16.50	17.00	17.01	17.49	18.00
	8H	17.40	17.86	17.93	18.36	18.89	16.83	17.29	17.36	17.79	18.32
	12H	17.86	18.29	18.39	18.79	19.36	17.27	17.69	17.80	18.19	18.76
8H	4H	16.73	17.20	17.26	17.70	18.23	16.23	16.70	16.76	17.20	17.72
	6H	17.37	17.75	17.91	18.27	18.83	16.85	17.23	17.39	17.75	18.31
	8H	17.87	18.19	18.44	18.75	19.30	17.37	17.68	17.94	18.24	18.80
	12H	18.55	18.79	19.13	19.35	19.93	18.02	18.27	18.60	18.83	19.40
12H	4H	16.74	17.17	17.27	17.66	18.23	16.25	16.68	16.78	17.17	17.75
	6H	17.48	17.80	18.05	18.36	18.91	16.98	17.30	17.56	17.86	18.41
	8H	18.03	18.27	18.61	18.83	19.40	17.55	17.79	18.13	18.35	18.92
Variation with the observer position at spacings:											
S = 1.0H		2.0/-1.4					2.0/-1.4				
S = 1.5H		3.1/-1.5					3.1/-1.5				
S = 2.0H		4.1/-1.3					4.1/-1.3				
Standard tables:		BKBF					BKBF				
Uncorrected UGR		1.6					1.6				

依据CIE Publ. 117 计算 UGR, S/H = 0.25